

$B \rightarrow \rho, K^*$ transition form factors in AdS/QCD model.

Mohammad Ahmady^a, Robyn Campbell^a, Sébastien Lord^b, Ruben Sandapen^{a,c}

^a Department of Physics, Mount Allison University, Sackville, New Brunswick, Canada E4L 1E6

^b Département de Mathématiques et Statistique, Université de Moncton, Moncton, New Brunswick, Canada E1A 3E9

^c Département de Physique et d'Astronomie, Université de Moncton, Moncton, New Brunswick, Canada E1A 3E9

Abstract

We use the AdS/QCD distribution amplitudes for light mesons to calculate the transition form factors for B to ρ, K^* decays. These form factors are then utilized to make predictions for the semileptonic $B \rightarrow \rho \ell \nu$ and dileptonic $B \rightarrow K^* \mu^+ \mu^-$ decays. We compare our predictions to the experimental data from BaBar and LHCb.

Keywords: Semileptonic and rare B decays, AdS/QCD model, Distribution amplitudes, transition form factors

1. Introduction

Semileptonic B decays like $B \rightarrow \rho \ell \nu$ and $B \rightarrow K^* \mu^+ \mu^-$ are very useful for precision tests of the Standard Model and for probing New Physics (NP). To fully understand such decays, it is essential to model the strong interaction between the quark and antiquark forming the final light meson. This is a challenging non-perturbative problem which we address here using a relatively new tool named the anti-de Sitter/Quantum Chromodynamics (AdS/QCD) correspondence. A remarkable feature of the AdS/QCD correspondence, recently discovered by Brodsky and de Téramond, is referred to as light-front holography [1, 2]. In light-front QCD, with massless quarks, the meson wavefunction can be written in the following factorized form[1]:

$$\phi(z, \zeta, \varphi) = \frac{\Phi(\zeta)}{\sqrt{2\pi\zeta}} f(z) e^{iL\varphi} \quad (1)$$

with $\Phi(\zeta)$ satisfying the so-called holographic light-front Schroedinger equation (hLFSE)

$$\left(-\frac{d^2}{d\zeta^2} - \frac{1-4L^2}{4\zeta^2} + U(\zeta) \right) \Phi(\zeta) = M^2 \Phi(\zeta). \quad (2)$$

In the above equations, L is the orbital angular momentum quantum number and M is the mass of the meson. The variable $\zeta = \sqrt{z(1-z)}r$ where r is the transverse

distance between the quark and antiquark forming the meson and z is the fraction of the meson's momentum carried by the quark. Remarkably, the hLFSE maps onto the wave equation for strings propagating in AdS space if ζ is identified with the fifth dimension in AdS. The confining potential $U(\zeta)$ in physical spacetime is then determined by the perturbed geometry of AdS space. In particular, a quadratic dilaton field breaking the conformal invariance of AdS space yields a harmonic oscillator potential in ordinary spacetime, i.e.

$$U(\zeta) = \kappa^4 \zeta^2 + 2\kappa^2(J-1) \quad (3)$$

where $J = L+S$. The holographic light-front wavefunction for a vector meson ($L=0, S=1$) then becomes

$$\phi_{\lambda}(z, \zeta) \propto \sqrt{z(1-z)} \exp\left(-\frac{\kappa^2 \zeta^2}{2}\right) \exp\left\{-\left[\frac{m_q^2 - z(m_q^2 - m_{\bar{q}}^2)}{2\kappa^2 z(1-z)}\right]\right\} \quad (4)$$

with $\kappa = M_V/\sqrt{2}$ and where the dependence on quark masses has been introduced using a prescription by Brodsky and de Téramond. This holographic wavefunction has been used to successfully predict diffractive ρ -meson electroproduction[3].

2. Distribution amplitudes

The Distribution Amplitudes (DAs) of the meson are related to its light-front wavefunction which in turn can

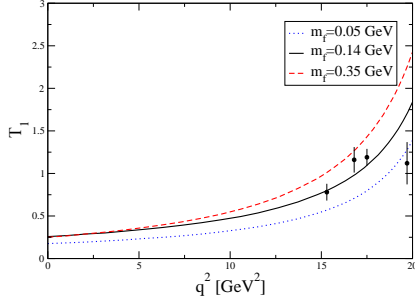


Figure 1: Our predictions for the form factor $T_1^{B \rightarrow \rho}$ [7] compared to the lattice data [8].

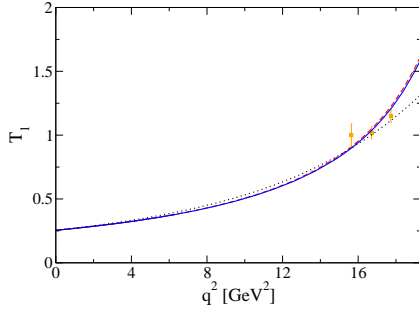


Figure 2: Our predictions for the form factor $T_1^{B \rightarrow K^*}$ [9] and the lattice data [10].

be obtained using AdS/QCD. For vector mesons such as ρ or K^* , there are two such DAs at twist-2 accuracy. The DAs are important because they are inputs in the light-cone sum rules computations of $B \rightarrow \rho$ and $B \rightarrow K^*$ transition form factors. These form factors are in turn required to compute the decay rates of $B \rightarrow \rho \ell \nu$ and $B \rightarrow K^* \mu^+ \mu^-$. The leading twist-2 DAs for vector mesons are related to the meson light-front wavefunction as follows [4, 5]:

$$\phi_V^\parallel(z, \mu) \propto \int dr \mu J_1(\mu r) [M_V^2 z(1-z) + m_q m_{\bar{q}} - \nabla_r^2] \frac{\phi_L(r, z)}{z(1-z)} \quad (5)$$

$$\phi_V^\perp(z, \mu) \propto \int dr \mu J_1(\mu r) [(1-z)m_q + zm_{\bar{q}}] \frac{\phi_T(r, z)}{z(1-z)} \quad (6)$$

The form factors are then obtained from the DAs using the light cone sum rules as explained in reference [6]. For example, our predictions for the tensor form factors $T_1^{B \rightarrow V}$, as a function of the momentum transfer squared, are shown in figures 1 and 2.

3. Results

The total differential decay width for $B \rightarrow \rho \ell \nu$ is given by

$$\frac{d\Gamma}{dq^2} = \frac{G_F^2 |V_{ub}|^2}{192\pi^3 m_B^3} \sqrt{\lambda(q^2)} q^2 (H_0^2(q^2) + H_+^2(q^2) + H_-^2(q^2)) \quad (7)$$

where

$$\lambda(q^2) = (m_B^2 + m_\rho^2 - q^2)^2 - 4m_B^2 m_\rho^2 \quad (8)$$

and transverse and longitudinal helicity amplitudes for the decay $B \rightarrow \rho \ell \nu$ are given by [11]

$$H_\pm(q^2) = (m_B + m_\rho) A_1(q^2) \mp \frac{\sqrt{\lambda(q^2)}}{m_B + m_\rho} V(q^2) \quad (9)$$

and

$$H_0(q^2) = \frac{1}{2m_\rho \sqrt{q^2}} \left\{ (m_B^2 - m_\rho^2 - t)(m_B + m_\rho) A_1(q^2) - \frac{\lambda(q^2)}{m_B + m_\rho} A_2(q^2) \right\} \quad (10)$$

respectively. V , A_1 and A_2 are $B \rightarrow \rho$ transition form factors which we calculate using AdS/QCD DAs.

The BaBar collaboration has measured partial decay widths in three different q^2 bins [12]:

$\Delta\Gamma_{\text{low}} = \int_0^8 \frac{d\Gamma}{dq^2} dq^2$	$\Delta\Gamma_{\text{mid}} = \int_8^{16} \frac{d\Gamma}{dq^2} dq^2$	$\Delta\Gamma_{\text{high}} = \int_{16}^{20.3} \frac{d\Gamma}{dq^2} dq^2$
$(0.564 \pm 0.166) \cdot 10^{-4}$	$(0.912 \pm 0.147) \cdot 10^{-4}$	$(0.268 \pm 0.062) \cdot 10^{-4}$

so that

$$R_{\text{low}} = \frac{\Delta\Gamma_{\text{low}}}{\Delta\Gamma_{\text{mid}}} = 0.618 \pm 0.207 \quad R_{\text{high}} = \frac{\Delta\Gamma_{\text{high}}}{\Delta\Gamma_{\text{mid}}} = 0.294 \pm 0.083$$

Our predictions for the above ratios are:

$$R_{\text{low}} = 0.580, 0.424 \quad R_{\text{high}} = 0.427, 0.503$$

respectively, for two different quark mass values $m_q = 0.14, 0.35$ GeV.

We shall now consider $B \rightarrow K^* \mu^+ \mu^-$ dileptonic decay mode. We first compute $B \rightarrow K^*$ form factors for low to intermediate values of q^2 using AdS/QCD DAs. For each form factor, we fit the parametric form

$$F(q^2) = \frac{F(0)}{1 - a(q^2/m_B^2) + b(q^4/m_B^4)} \quad (11)$$

to our predictions. The fitted values of the parameters a and b are given in Table 1. We repeat the fits by including the most recent unquenched lattice data of Ref. [14]. The fitted values of a and b are collected in Table 2.

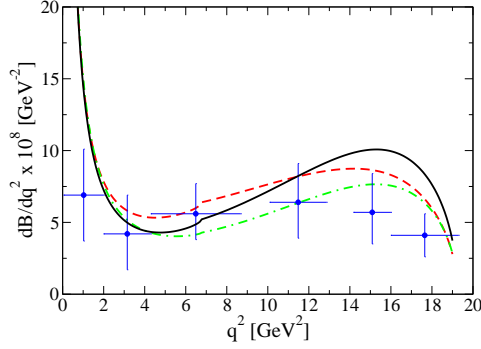


Figure 3: Differential branching ratio: Dashed-red AdS/QCD, solid-black AdS+lattice, green AdS+lattice and new physics. The data from LHCb[15].

F	$F(0)$	a	b
A_0	0.285	1.158	0.096
A_1	0.249	0.625	-0.119
A_2	0.235	1.438	0.554
V	0.277	1.642	0.600
T_1	0.255	1.557	0.499
T_2	0.251	0.665	-0.028
T_3	0.155	1.503	0.695

Table 1: The values of the form factors at $q^2 = 0$ together with the fitted parameters a and b . The values of a and b are obtained by fitting to the AdS/QCD predictions for low-to-intermediate q^2 .

We use the formula given in Ref [13] to predict the differential branching ratio. Our predictions are compared with the LHCb data in figure 3. By integrating over q^2 and excluding the regions of the narrow charmonium resonances, we obtain a total branching fraction of 1.56×10^{-6} (1.55×10^{-6}) when we are including (excluding) the lattice data compared to the LHCb measurement $(1.16 \pm 0.19) \times 10^{-6}$. In both cases, we overestimate the total branching fraction. With a new physics contribution to C_9 , we obtain a total branching fraction of 1.35×10^{-6} in agreement with the LHCb data.

4. Conclusion

Light-front holography is a new remarkable feature of the AdS/QCD correspondence. We have used it here to compute the non-perturbative Distribution Amplitudes for the vector mesons ρ and K^* which we then use as inputs to light-cone sum rules to predict $B \rightarrow V$ transition form factors. Agreement with data is good especially for low to moderate momentum transfer.

F	$F(0)$	a	b
A_0	0.285	1.314	0.160
A_1	0.249	0.537	-0.403
A_2	0.235	1.895	1.453
V	0.277	1.783	0.840
T_1	0.255	1.750	0.842
T_2	0.251	0.555	-0.379
T_3	0.155	1.208	-0.030

Table 2: The values of the form factors at $q^2 = 0$ together with the fitted parameters a and b . The values of a and b are obtained by fitting to both the AdS/QCD predictions for low-to-intermediate q^2 and the lattice data at high q^2 .

5. Acknowledgment

This research is supported by a team Discovery Grant from Natural Sciences and Engineering Research Council of Canada (NSERC). The presentation at ICHEP 2014 is supported in part by a Marjorie Young Bell Award from Mount Allison University.

References

- [1] G. F. de Teramond and S. J. Brodsky, Phys. Rev. Lett. 102, 081601 (2009).
- [2] Stanley J. Brodsky, Guy F. de Teramond, Hans Gunter Dosch, Joshua Erlich, SLAC-PUB-15972, arXiv:1407.8131.
- [3] J. R. Forshaw and R. Sandapen, Phys. Rev. Lett. 109, 081601 (2012).
- [4] M. Ahmady and R. Sandapen, Phys. Rev. D 87 (2013) 054013.
- [5] M. Ahmady and R. Sandapen, Phys. Rev. D 88 (2013) 014042.
- [6] A. Ali, V.M. Braun, and H. Simma, Z. Phys. C 63, 437 (1994).
- [7] M. Ahmady, R. Campbell, R. Sandapen, and S. Lord, Phys. Rev. D 88 (2013) 074031.
- [8] L. Del Debbio, J. M. Flynn, L. Lellouch, and J. Nieves (UKQCD Collaboration), Phys. Lett. B 416, 392 (1998).
- [9] M. Ahmady, R. Campbell, S. Lord, and R. Sandapen, Phys. Rev. D 89 (2014) 014042.
- [10] R. R. Horgan, Z. Liu, S. Meinel, and M. Wingate, Phys. Rev. D 89 (2014) 094501.
- [11] P. Ball and V. M. Braun, Phys. Rev. D 55 (1997) 5561.
- [12] P. del Amo Sanchez *et al.* (BABAR Collaboration), Phys. Rev. D 83 (2011) 032007.
- [13] T. Aliev, A. Ozpineci, and M. Savci, Phys. Rev. D 56 (1997) 4260.
- [14] R. R. Horgan, Z. Liu, S. Meinel, and M. Wingate, Phys. Rev. D 89 (2014) 094501.
- [15] T. Blake and N. Serra (LHCb Collaboration) Report No. CERN-LHCb-CONF-2012-008.